

11 400m Individual Medley Women Final

Official

☰ Qualified

☰ Heats

☰ Summary



1 Final 13 years

heat

Started at: 05:02 PM (+ 2 min)

Official

Lane	Competitor	Age	Club	RT	PTS	Rank	Result
0	Ryleigh Dorricott	13	Wha...	0.79		8	5:51.08 Entry: 5:54.83 -3.75
	50m: 36.68		100m: 1:21.74 (45.06)		150m: 2:05.47 (43.73)		
	200m: 2:49.45 (43.98)		250m: 3:40.60 (51.15)		300m: 4:33.36 (52.76)		
	350m: 5:13.26 (39.90)		400m: 5:51.08 (37.82)				
1	Maddie Ericson	13	Whar...	0.75		7	5:48.65 Entry: 5:52.87 -4.22
	50m: 34.43		100m: 1:16.15 (41.72)		150m: 2:04.48 (48.33)		
	200m: 2:51.06 (46.58)		250m: 3:39.02 (47.96)		300m: 4:30.34 (51.32)		
	350m: 5:11.08 (40.74)		400m: 5:48.65 (37.57)				
2	Georgia Duske	13	Evol...	0.55		6	5:42.24 Entry: 5:47.70 -5.46
	50m: 33.56		100m: 1:15.08 (41.52)		150m: 1:57.96 (42.88)		
	200m: 2:41.49 (43.53)		250m: 3:32.69 (51.20)		300m: 4:25.65 (52.96)		
	350m: 5:04.54 (38.89)		400m: 5:42.24 (37.70)				
3	Loumen Guagenti (V)	13	Dum...	0.60		3	5:30.37 Entry: 5:42.46 -12.09
	50m: 33.85		100m: 1:15.90 (42.05)		150m: 1:59.57 (43.67)		
	200m: 2:43.66 (44.09)		250m: 3:29.44 (45.78)		300m: 4:15.55 (46.11)		
	350m: 4:53.75 (38.20)		400m: 5:30.37 (36.62)				
4	Hope Wang	13	Phoe...	0.74		1	5:09.83 Entry: 5:19.42 -9.59
	50m: 32.49		100m: 1:11.97 (39.48)		150m: 1:52.04 (40.07)		
	200m: 2:30.79 (38.75)		250m: 3:13.50 (42.71)		300m: 3:57.78 (44.28)		
	350m: 4:34.56 (36.78)		400m: 5:09.83 (35.27)				
5	Hana Carnie	13	Wan...	0.64		2	5:21.25 Entry: 5:22.08 -0.83
	50m: 33.36		100m: 1:12.84 (39.48)		150m: 1:51.08 (38.24)		
	200m: 2:29.69 (38.61)		250m: 3:18.07 (48.38)		300m: 4:07.16 (49.09)		
	350m: 4:44.62 (37.46)		400m: 5:21.25 (36.63)				
6	Amelia-Rose Searle	13	Nort...	0.61		5	5:35.16 Entry: 5:43.70 -8.54
	50m: 33.03		100m: 1:12.30 (39.27)		150m: 1:55.78 (43.48)		
	200m: 2:38.69 (42.91)		250m: 3:28.18 (49.49)		300m: 4:17.95 (49.77)		
	350m: 4:57.31 (39.36)		400m: 5:35.16 (37.85)				
7	Sarina Tang	13	St P...	0.64		4	5:33.14 Entry: 5:51.68 -18.54
	50m: 33.79		100m: 1:14.35 (40.56)		150m: 1:57.59 (43.24)		
	200m: 2:39.98 (42.39)		250m: 3:28.19 (48.21)		300m: 4:16.43 (48.24)		
	350m: 4:55.63 (39.20)		400m: 5:33.14 (37.51)				
8	Phoebe Carter	13	Ice B...	0.58		9	5:51.20 Entry: 5:53.80 -2.60
	50m: 39.44		100m: 1:25.81 (46.37)		150m: 2:12.27 (46.46)		
	200m: 2:56.06 (43.79)		250m: 3:42.06 (46.00)		300m: 4:32.48 (50.42)		
	350m: 5:14.44 (41.96)		400m: 5:51.20 (36.76)				

9	Gariad Chan	13	Mt W... 0.63	10	5:51.35 Entry: 6:06.71 -15.36
	50m: 35.35	100m: 1:17.37 (42.02)	150m: 2:03.38 (46.01)		
	200m: 2:47.48 (44.10)	250m: 3:40.18 (52.70)	300m: 4:32.27 (52.09)		
	350m: 5:13.69 (41.42)	400m: 5:51.35 (37.66)			

2 heat **Final 14 years** Started at: 05:10 PM (+ 2 min) Official





















Lane	Competitor	Age	Club	RT	PTS	Rank	Result
0	Kaylee Smith	14	St P... 0.66	9	5:44.15 Entry: 5:40.84 +3.31		
	50m: 35.52	100m: 1:19.95 (44.43)	150m: 2:04.57 (44.62)				
	200m: 2:46.97 (42.40)	250m: 3:38.00 (51.03)	300m: 4:29.57 (51.57)				
	350m: 5:06.89 (37.32)	400m: 5:44.15 (37.26)					
1	Eve Lu	14	Parn... 0.77	6	5:36.11 Entry: 5:39.37 -3.26		
	50m: 33.38	100m: 1:12.81 (39.43)	150m: 1:58.34 (45.53)				
	200m: 2:42.76 (44.42)	250m: 3:29.02 (46.26)	300m: 4:15.94 (46.92)				
	350m: 4:56.70 (40.76)	400m: 5:36.11 (39.41)					
2	Phoebe Nettle	14	Troja... 0.68	5	5:27.86 Entry: 5:34.00 -6.14		
	50m: 32.71	100m: 1:11.15 (38.44)	150m: 1:53.60 (42.45)				
	200m: 2:36.22 (42.62)	250m: 3:25.21 (48.99)	300m: 4:15.61 (50.40)				
	350m: 4:52.94 (37.33)	400m: 5:27.86 (34.92)					
3	Olivia Vivian	14	Whar... 0.79	4	5:25.84 Entry: 5:28.85 -3.01		
	50m: 33.47	100m: 1:13.73 (40.26)	150m: 1:58.14 (44.41)				
	200m: 2:43.44 (45.30)	250m: 3:26.31 (42.87)	300m: 4:11.57 (45.26)				
	350m: 4:49.46 (37.89)	400m: 5:25.84 (36.38)					
4	Amber Lin	14	Nort... 0.71	1	5:17.35 Entry: 5:20.87 -3.52		
	50m: 31.27	100m: 1:08.12 (36.85)	150m: 1:48.88 (40.76)				
	200m: 2:28.82 (39.94)	250m: 3:15.13 (46.31)	300m: 4:03.13 (48.00)				
	350m: 4:40.85 (37.72)	400m: 5:17.35 (36.50)					
5	Mackenzie Jury	14	Liz v... 0.60	2	5:18.79 Entry: 5:28.36 -9.57		
	50m: 32.81	100m: 1:10.70 (37.89)	150m: 1:53.90 (43.20)				
	200m: 2:36.34 (42.44)	250m: 3:21.71 (45.37)	300m: 4:06.52 (44.81)				
	350m: 4:42.91 (36.39)	400m: 5:18.79 (35.88)					
6	Lani Kim	14	Nort... 0.73	3	5:21.52 Entry: 5:29.04 -7.52		
	50m: 32.31	100m: 1:10.91 (38.60)	150m: 1:53.03 (42.12)				
	200m: 2:34.43 (41.40)	250m: 3:20.64 (46.21)	300m: 4:07.34 (46.70)				
	350m: 4:44.69 (37.35)	400m: 5:21.52 (36.83)					
7	Adriana McKague	14	Pirat... 0.72	7	5:36.33 Entry: 5:37.95 -1.62		
	50m: 35.70	100m: 1:18.65 (42.95)	150m: 2:02.75 (44.10)				
	200m: 2:46.53 (43.78)	250m: 3:33.29 (46.76)	300m: 4:19.85 (46.56)				
	350m: 4:59.05 (39.20)	400m: 5:36.33 (37.28)					
8	Maeve McDonnell	14	Howi... 0.79	8	5:40.44 Entry: 5:40.65 -0.21		
	50m: 35.70	100m: 1:18.26 (42.56)	150m: 2:04.73 (46.47)				
	200m: 2:48.56 (43.83)	250m: 3:37.52 (48.96)	300m: 4:27.81 (50.29)				
	350m: 5:04.75 (36.94)	400m: 5:40.44 (35.69)					
9	Elizabeth Pool	14	Swi... 0.74	10	5:46.69 Entry: 5:42.54 +4.15		

50m: 34.63 100m: 1:17.10 (42.47) 150m: 2:02.91 (45.81)
 200m: 2:47.90 (44.99) 250m: 3:38.51 (50.61) 300m: 4:28.10 (49.59)
 350m: 5:08.54 (40.44) 400m: 5:46.69 (38.15)

3
heat**Final 15 years**

Started at: 05:18 PM (+ 2 min)

Official

Lane	Competitor	Age	Club	RT	PTS	Rank	Result
0	 Lara Streletsky	15	 Trito...	0.86		10	5:44.49 Entry: 5:44.20 +0.29
	50m: 34.81 100m: 1:18.72 (43.91) 150m: 2:01.57 (42.85) 200m: 2:43.77 (42.20) 250m: 3:34.05 (50.28) 300m: 4:25.05 (51.00) 350m: 5:05.43 (40.38) 400m: 5:44.49 (39.06)						
1	 Sophia Neems	15	 Howi...	0.82		7	5:35.33 Entry: 5:40.40 -5.07
	50m: 33.74 100m: 1:14.54 (40.80) 150m: 2:00.04 (45.50) 200m: 2:43.72 (43.68) 250m: 3:31.17 (47.45) 300m: 4:20.42 (49.25) 350m: 4:57.95 (37.53) 400m: 5:35.33 (37.38)						
2	 Charlotte McLaren	15	 Troja...	0.66		2	5:20.81 Entry: 5:32.09 -11.28
	50m: 32.27 100m: 1:11.06 (38.79) 150m: 1:52.94 (41.88) 200m: 2:34.88 (41.94) 250m: 3:19.32 (44.44) 300m: 4:05.52 (46.20) 350m: 4:44.04 (38.52) 400m: 5:20.81 (36.77)						
3	 Olivia Johnson	15	 Muri...	0.87		5	5:31.49 Entry: 5:29.48 +2.01
	50m: 34.73 100m: 1:15.24 (40.51) 150m: 1:58.26 (43.02) 200m: 2:39.75 (41.49) 250m: 3:28.26 (48.51) 300m: 4:16.62 (48.36) 350m: 4:54.92 (38.30) 400m: 5:31.49 (36.57)						
4	 Violet Carter	15	 Ice B...	0.72		4	5:24.45 Entry: 5:26.04 -1.59
	50m: 32.99 100m: 1:13.40 (40.41) 150m: 1:54.85 (41.45) 200m: 2:36.20 (41.35) 250m: 3:22.44 (46.24) 300m: 4:09.40 (46.96) 350m: 4:47.12 (37.72) 400m: 5:24.45 (37.33)						
5	 Paige Conley	15	 Wha...	0.71		1	5:18.54 Entry: 5:26.28 -7.74
	50m: 31.42 100m: 1:08.23 (36.81) 150m: 1:48.83 (40.60) 200m: 2:28.75 (39.92) 250m: 3:19.25 (50.50) 300m: 4:09.97 (50.72) 350m: 4:44.62 (34.65) 400m: 5:18.54 (33.92)						
6	 Tessa Scott	15	 St P...	0.68		3	5:21.53 Entry: 5:29.63 -8.10
	50m: 32.96 100m: 1:10.74 (37.78) 150m: 1:52.85 (42.11) 200m: 2:34.01 (41.16) 250m: 3:21.18 (47.17) 300m: 4:09.05 (47.87) 350m: 4:45.35 (36.30) 400m: 5:21.53 (36.18)						
7	 Ella Hanley	15	 Tawa...	0.70		6	5:32.63 Entry: 5:33.16 -0.53
	50m: 34.78 100m: 1:14.81 (40.03) 150m: 1:57.30 (42.49) 200m: 2:39.42 (42.12) 250m: 3:26.98 (47.56) 300m: 4:15.77 (48.79) 350m: 4:56.17 (40.40) 400m: 5:32.63 (36.46)						
8	 Shyla Kennard	15	 Aqua...	0.79		8	5:40.78 Entry: 5:40.48 +0.30
	50m: 35.07 100m: 1:17.33 (42.26) 150m: 1:59.82 (42.49) 200m: 2:42.25 (42.43) 250m: 3:31.18 (48.93) 300m: 4:21.75 (50.57) 350m: 5:02.67 (40.92) 400m: 5:40.78 (38.11)						
9	 Hannah Tse	15	 Parn...	0.72		9	5:41.76 Entry: 5:47.80 -6.04
	50m: 35.49 100m: 1:17.29 (41.80) 150m: 2:03.13 (45.84) 200m: 2:47.23 (44.10) 250m: 3:34.89 (47.66) 300m: 4:22.30 (47.41)						





















350m: 5:02.81 (40.51)

400m: 5:41.76 (38.95)

4
heat**Final 16 years**

Started at: 05:26 PM (+ 3 min)

Official

Lane	Competitor	Age	Club	RT	PTS	Rank	Result
0	 Merissa Leon	16	 Howi...	0.85		9	5:44.43 Entry: 5:43.97 +0.46
	50m: 35.96	100m: 1:18.69 (42.73)	150m: 2:03.87 (45.18)				
	200m: 2:47.76 (43.89)	250m: 3:37.02 (49.26)	300m: 4:27.38 (50.36)				
	350m: 5:05.92 (38.54)	400m: 5:44.43 (38.51)					
1	 Eliza Williams	16	 Nort...	0.78		7	5:39.49 Entry: 5:39.62 -0.13
	50m: 34.00	100m: 1:13.81 (39.81)	150m: 1:57.87 (44.06)				
	200m: 2:41.16 (43.29)	250m: 3:32.67 (51.51)	300m: 4:24.23 (51.56)				
	350m: 5:02.89 (38.66)	400m: 5:39.49 (36.60)					
2	 Clara Delunel (V)	16	 Olym...	0.74		5	5:34.60 Entry: 5:33.05 +1.55
	50m: 34.15	100m: 1:15.11 (40.96)	150m: 1:58.48 (43.37)				
	200m: 2:41.47 (42.99)	250m: 3:30.13 (48.66)	300m: 4:19.28 (49.15)				
	350m: 4:58.44 (39.16)	400m: 5:34.60 (36.16)					
3	 Leah Yang	16	 Howi...	0.75		4	5:22.36 Entry: 5:31.96 -9.60
	50m: 32.80	100m: 1:10.80 (38.00)	150m: 1:55.82 (45.02)				
	200m: 2:38.91 (43.09)	250m: 3:24.57 (45.66)	300m: 4:10.33 (45.76)				
	350m: 4:47.44 (37.11)	400m: 5:22.36 (34.92)					
4	 Ariella Riley	16	 Hamil...	0.74		1	5:00.58 Entry: 5:05.51 -4.93
	50m: 30.69	100m: 1:06.79 (36.10)	150m: 1:44.56 (37.77)				
	200m: 2:22.80 (38.24)	250m: 3:07.05 (44.25)	300m: 3:52.09 (45.04)				
	350m: 4:27.32 (35.23)	400m: 5:00.58 (33.26)					
5	 Nicola Lovell	16	 Blen...	0.78		2	5:17.14 Entry: 5:21.47 -4.33
	50m: 32.54	100m: 1:11.30 (38.76)	150m: 1:53.20 (41.90)				
	200m: 2:33.96 (40.76)	250m: 3:17.59 (43.63)	300m: 4:02.90 (45.31)				
	350m: 4:41.03 (38.13)	400m: 5:17.14 (36.11)					
6	 Rio Sasamoto	16	 Enter...	0.69		3	5:20.87 Entry: 5:32.89 -12.02
	50m: 33.13	100m: 1:10.94 (37.81)	150m: 1:50.66 (39.72)				
	200m: 2:29.72 (39.06)	250m: 3:19.18 (49.46)	300m: 4:08.22 (49.04)				
	350m: 4:45.03 (36.81)	400m: 5:20.87 (35.84)					
7	 Isabelle Blackmore	16	 St P...	0.56		6	5:35.17 Entry: 5:37.65 -2.48
	50m: 35.63	100m: 1:18.39 (42.76)	150m: 2:04.26 (45.87)				
	200m: 2:47.09 (42.83)	250m: 3:33.89 (46.80)	300m: 4:19.57 (45.68)				
	350m: 4:58.14 (38.57)	400m: 5:35.17 (37.03)					
8	 Emma Fletcher	16	 St P...	0.73		8	5:42.69 Entry: 5:43.28 -0.59
	50m: 32.91	100m: 1:11.94 (39.03)	150m: 1:55.83 (43.89)				
	200m: 2:39.96 (44.13)	250m: 3:29.47 (49.51)	300m: 4:20.67 (51.20)				
	350m: 5:02.14 (41.47)	400m: 5:42.69 (40.55)					
9	 Emily Thompson	16	 Ice B...	0.73		10	5:49.03 Entry: 5:48.52 +0.51
	50m: 33.94	100m: 1:17.85 (43.91)	150m: 2:04.68 (46.83)				
	200m: 2:50.47 (45.79)	250m: 3:38.01 (47.54)	300m: 4:26.64 (48.63)				
	350m: 5:08.90 (42.26)	400m: 5:49.03 (40.13)					